


2008 Cub Scout Resident Camp

Survivalman



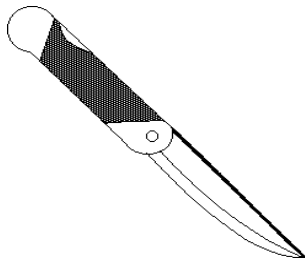
Camp Vandeventer

Waterloo, Illinois



Okaw Valley Council, BSA

Survivalman



THIS YEAR'S THEME IS SURVIVALMAN! SCOUTS WILL HAVE AN EXCITING TIME LEARNING ABOUT OUTDOOR SKILLS!

Webelos Resident Camp...

is an exciting adventure for Webelos Scouts. It features a fun-filled program, with just the right mixture of challenge. Those graduating third-graders soon to be in your Webelos Den are rapidly expanding their horizons and Webelos Camp gives them a peek at what is just over the hill. Those "veteran" Webelos currently in the fourth-grade will be just as challenged. The activities are planned specifically for Webelos and will greatly aid the Webelos leader in helping those energetic Scouts to try new skills in the out-of-doors.

Wolf and Bear Camp...

is an exciting adventure for Wolf and Bear Scouts, along with an adult partner. It provides an awesome program geared to the interests and

abilities of Cub Scout age boys. The activities are tailored specifically for Wolf or Bear Scouts and will greatly aid their den leaders in helping them try new outdoor skills. The activities will be fun and exciting and the memories will last a lifetime. Remember that there must be a ratio of at least **one (1) adult for every Scout** at Wolf & Bear Camp.

Cub Scout Resident Camp is adventure...with a purpose. It's living it up in a safe and pleasurable environment to ensure that our Cub Scouts have an outstanding, first camping experience. It's learning how to work together and play together. In the great outdoors, Cub Scouts gain experience, knowledge and self-reliance with the help of their den leaders, parents and a trained camp program staff.

These camps provide an excellent growth opportunity as boys make the transition from Cub Scout Day Camping to the long-term experience they will have in future years as Boy Scouts.

How to get started

- First, read the material included in this Camp Leader's Promotional Guide.
 - Contact your Cub Scouts and/or Webelos and their parents to discuss the exciting opportunity that attending camp this summer will provide them.
 - **Plan a special camp promotion presentation at an upcoming pack meeting.**
 - Decide who will be the leaders and which parents can attend with their sons.

Don't forget

Tigers become Wolf Cubs...

Wolf Cubs become Bear Cubs...

Bears become Webelos 1 and...

Webelos 1 become Webelos 2 ...

In just a few months so...

- Make your pack reservation for camp and send in your \$65 deposit and 2008 Survivalman Camp Registration Form found on the back of this leader's guide.
- Plan a money-earning project and begin to collect the camp fees.
- Talk it over and talk it UP! This will be a high point in the lives of your Cub Scouts.

Who Goes to Wolf and Bear Camp?

All Scouts who will be Wolf or Bear Scouts at the time of camp are invited and encouraged to attend. The program is designed to give quality time for the Cub Scout and his adult partner(s). That's right, sometimes both parents, one parent and grandparent, an aunt or uncle or another adult approved by the parents will attend with their Cub Scout.

And, everyone will have fun!!! Sure, some of the program events will help you work on advancement requirements, but not always! Cub Scouts can learn and have fun by doing outdoor skills and activities without always earning a requirement. REMEMBER, IT'S ALL ABOUT FUN!

Who Goes to Webelos Camp?

Webelos, whether they have just graduated from the Bear Den or have been Webelos for a while, will enjoy this camp. More and more Cub Packs are understanding the wisdom of letting Webelos in the fifth grade get an early jump on Boy Scouting by graduating to a troop at Blue & Gold time. That way, their entry into Scouts in the spring helps prepare them for the thrill of Boy Scout Camp.

This leaves the door wide open to accept those Bear Cubs finishing the third-grade to become Webelos in the spring and along with their fourth-grade friends take full advantage of the great opportunities available in the summer. Whether you have brand new Webelos or “old hands” starting their second year, Webelos Camp is for them.

Wolf and Bear Camp and Webelos Camp is Also for Adults!

The parents of Cub Scouts, Webelos, their den leaders and those older Scouts who serve as den chiefs, all have vital roles in the leadership of Cub Scout Adventure and Webelos Resident Camp. They also have fun! Cub Camps are a great place to gain a deeper understanding of your son or the boys in your den.

The Wolf & Bear and Webelos Resident Camps are also for the entire family. The Cub Scout and Webelos Scout and his family are invited to share in the final evening meal (\$6.00 each by reservation for non-campers) and the closing ceremony during their camping session.

Leaders' Information

When is Webelos Camp?

In 2008, there are two exciting three day/two night sessions of Webelos Camp from which to choose in the summer of 2008. All three sessions are at Camp Vandeventer (near Waterloo, IL)

Webelos Session 1: July 10–12

Webelos Session 2: July 13–15

When is Cub Scout Adventure Camp?

In 2008, there will be one three day/two night session of camp strictly for Wolf & Bear Scouts. This camp will be held at Camp Vandeventer (near Waterloo, IL)

Wolf & Bear Session 3: July 17–19

How Much Does Camp Cost?

In order to reserve a place and date at Cub Scout Adventure Camp or Webelos Resident Camp, the pack or den completes the 2008 Survivalman Camp Registration Form (attached) and deposits \$65.00. *(This fee is non-refundable, but can be applied to fees for youth and adults attending camp.)*

2008 Camping Fees

The camp fee for Cub Scouts and Webelos is \$95.00.

This fee includes a Camp T-Shirt, all meals in the dining hall, a patch, a special camp mug, and all craft and program materials.

The camp leader's fee is \$35.00 for adults, which includes all meals, T-shirt, patch, and camp mug!

In addition, the camp Trading Post will also feature a wide variety of camp souvenirs, Scout items and other special treats. The camp T-shirt will be available at the regular price for those youth, adults, or guests who are non-registrants to camp or who desire another shirt.

Refund Policy

ALL CAMP PAYMENTS must be made by the unit at the Scout Office, utilizing the roster form and other support materials as provided. Refunds of Webelos or Cub Scout camp fees can only be made if requested in writing to the Okaw Valley Council **prior** to your scheduled camping session. Emergency request will be handled on a case by case basis. Emergency refunds are not guaranteed. Any refunds due will be mailed to the unit (not to the individual families) or posted to the unit account after August 21, 2008.

Remember, the Council Camping Committee has spent money by hiring a staff, buying program equipment and supplies. Therefore, \$45.00 of the Cub Scout Resident Camp fee is non-refundable. Example: \$95.00 camping fee, maximum refund is \$50.00.



Family Night Program

The camp will provide a special family meal that night, available for just \$6.00 per person (for non-campers ages 5 and over). Reservations must be made by the Day One leader's meeting and the fees are non-refundable. Or, as an option, units or families may bring a picnic supper to camp on the evening of the Day 3. You can find a shady spot to sit and enjoy the beauty of Camp Vandeventer with your son.

**EITHER WAY, STAY AROUND FOR THE BIG CLOSING NIGHT
CAMPFIRE PROGRAM!!!**

Adult Leadership requirements for Webelos Resident Camp

In accordance with the policies of the Boy Scouts of America, Webelos camping on a limited basis, when accompanied by parents and Webelos leaders, is approved. The leadership policy of the BSA states that a **minimum of two adult leaders**, one of whom must be at least 21 years of age are required for each pack/den trip or outing. More adults may be necessary depending on the maturity and total number of youth attending.

Adult Leadership requirements for Wolf and Bear Camp

In accordance with the policies of the Boy Scouts of America, Cub Scouts camping on a limited basis, when accompanied by parents and qualified leadership, is approved. The leadership policy of the BSA states that a **minimum of one adult for each Cub Scout** is required for each pack/den trip or outing.

How to Sign-up for Camp

Cub Scouts and Webelos must sign-up for camp and submit their fees through their own leaders and pack. A special youth and adult roster form will be provided to the unit point-of-contact for this purpose after we receive your pack's reservation and reservation deposit. The non-refundable **registration deposit of \$65.00** that accompanies the 2008 Survivalman Camp Registration Form assures your pack's reservation for camp. This deposit can be a part of the total fees your group pays for camp.

The camp capacity is 200 youth campers per session and each session will be closed when that number is reached.

Camp Preview Meeting for Leaders

Plan now to spend an hour or so on Saturday, April 26th at 10:00am at Camp Vandeventer for our Cub Scout Resident Camp Preview Session. We'll have many of the details worked out and will have answers to your questions about your upcoming camp session. We want everyone to "Be Prepared" for the best camping season ever at Camp Vandeventer! All units should plan to have at least one representative there.

Firehouse, hospital, and police station Campsites...

Each pack will submit fees for their total number of youth and adults and will reserve their space in a SESSION of camp. (*Specific campsites will be assigned based on the most effective use of the camp property, balanced distribution of campers and in the best support of the camp program.*) The key camp leader, or point-of-contact as indicated on the registration form, will be notified of their unit's campsite upon arrival at camp on Day 1.

The Staff Eagerly Awaits the Opportunity to Help!

The camp staff stands ready to serve you and your Scouts. They are proficient in program skills, the art of having fun, and are a great resource. The adults who bring Webelos or Cub Scouts to camp are still the leaders and are expected to plan or assist in all activities. Where you have special talents, skills, or interests do not hesitate to make those abilities known.

The Trading Post

All meals, activities and projects in camp have been included as part of the camp fee. However, there is a Trading Post to provide additional snacks, T-shirts, craft items or souvenirs, so Cub Scouts and Webelos may wish to bring some spending money.

Advancement in Camp


Although advancement is not the principle reason to attend camp, Summer Camp offers opportunities for Cub Scouts and Webelos to begin work on several badges. We hope that each Scout has the chance to earn related badges through his active participation in the camp program.

Upon registration at camp, each unit will be provided with a list of advancement-related items that will be a natural part of our camp program. It is incumbent on the leaders to take note of the badge elements as they are introduced, as they accompany their Scouts to activities, and to determine if the Scout has, indeed, done his best.

CONTACT INFORMATION

Camp Mailing Address:

Camp Vandeventer B.S.A.
Pack Number Scout's name
3364 Trout Camp Road
Waterloo, IL 62298



Camp Phone Number: (618) 939-6304

What to Bring to Camp...

You are encouraged to bring your own tents. If you do not have tents, two-boy tents with floors may be rented from the camp. (You will be liable for any damage to council-owned tents). There are no facilities available for RV's or other "camper-type" vehicles. All cars are to be parked only in the parking lot. No vehicles or trailers are permitted in campsites so you should plan on carrying your gear to your campsite. There is a back-up plan for moving gear to and from campsites in the event of severe weather.

In addition, see the "Outdoorsman" section of a Webelos Book or check this list of what to bring.

- | | |
|--|---|
| <input type="checkbox"/> Health history form (Required) | <input type="checkbox"/> Bedroll or sleeping bag |
| <input type="checkbox"/> Webelos Handbook | <input type="checkbox"/> Cot or air mattress |
| <input type="checkbox"/> Scout uniform | <input type="checkbox"/> Small pillow |
| <input type="checkbox"/> Long pants (for hikes or cool nights) | <input type="checkbox"/> Raincoat or poncho |
| <input type="checkbox"/> Shorts | <input type="checkbox"/> Ground cloth |
| <input type="checkbox"/> Jacket or sweatshirt | <input type="checkbox"/> Extra socks |
| <input type="checkbox"/> Extra Scout T-shirts | <input type="checkbox"/> Towels |
| <input type="checkbox"/> Sturdy shoes or boots | <input type="checkbox"/> Washcloth |
| <input type="checkbox"/> Pajamas | <input type="checkbox"/> Soap |
| <input type="checkbox"/> Swimsuit | <input type="checkbox"/> Toothbrush and paste |
| <input type="checkbox"/> Extra underwear | <input type="checkbox"/> Flashlight |
| <input type="checkbox"/> Fishing gear | <input type="checkbox"/> Hat |
| <input type="checkbox"/> Sunscreen and bug repellent | <input type="checkbox"/> Folding lawn chair (for leaders to rest) |

ITEMS NOT PERMITTED AT "Survivalman Camp" ...

(WHAT NOT TO BRING)

DANGEROUS SUBSTANCES

Some items are not permitted in camp. Failure to abide by the camp rules will lead to dismissal from camp. Do not bring any:

- alcoholic beverages,
- illegal drugs,
- firearms,
- ammunition,
- firecrackers,
- bows and arrows or
- sheath knives.



This is a partial list of the items that should not be brought to camp. If you have any other questions, please call the Council Service Center at 618-234-9111.

No Pets

Visitors and campers are reminded that pets are not permitted while at camp.

Helpful Rules For Camp

First-time campers should be reminded not to bring unneeded valuables to camp or leave them in the showerhouse at the pool. Lost & found items may be turned in or claimed at the Trading Post. It is a good idea to clearly mark all clothing, towels and other articles with the name and pack number of the owner.

Visitors

Because boys and leaders are involved in a great many program activities during the camp, we request that visitors and families come only to the family night dinner and closing campfire ceremony on the final day of the session. **Visitors during the camp session must check in at the Camp Director's Office.** Failure to do so will result in expulsion from the camp property.

Siblings

Our camp program is fairly intense, yet designed for the interests, abilities and energies of Cub Scout and Webelos-age boys. Since we offer no "tag-a-long" program, we strongly discourage leaders from bringing younger siblings or other non-Scouts to camp.

Food Service

All campers are expected to be at each meal. Assignments will be made by dens to serve as waiters for meals. Their specific roles will be outlined during the Day One orientation.

Dress Code

No one is allowed in the dining hall without shoes or a shirt. Shoes must be worn at all times in camp to prevent foot injury. Cub Scouts, Webelos and leaders will want to wear their uniform for parent's night and the closing ceremony and other times as requested by the Camp Director.

Weather

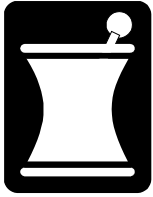
Occasionally, our Illinois summers will produce a severe rainstorm, high winds or a tornado. Other times we might experience high (or even potentially dangerous) heat conditions as well. In either case, we will attempt to keep the camp program going.



The Camp Director and other personnel will review emergency procedures at the leader's meeting on Day One. The dining hall, program pavilions and other identified buildings will be available for shelter during emergency weather conditions. Precautions for high heat and humidity will also be reviewed.

Nevertheless, let's follow the Boy Scout Motto and "Be Prepared" for heat and rain because the program goes on. In rainy (but not severe) weather the program continues as planned or with an alternate activity.

Health and Safety in Camp



Health Forms for Everyone!

All Cub Scouts, Webelos and leaders in camp must have a Health History Form on file at the Camp Health Lodge. It must be completed before any youth or adult can be permitted to stay in camp. Health histories are brought with you to camp and turned in after check-in and just before the swim check.

Health and Accident Insurance

Camp Vandeventer provides a complete, fully stocked health lodge operated by qualified personnel. All accidents and illnesses must be reported to the Health Lodge staff and recorded. The health lodge can provide routine medical services for Scouts and leaders at no cost, but the cost of additional services required from a hospital or clinic is the responsibility of the unit and/or personal insurance. Records of incidents and treatment will be maintained in the Health Log and signed by the staff member in charge of the Health Lodge Facility.

Questions may be directed to the Okaw Valley Council Service Center, 335 West Main Street, Belleville, IL 62220 or call (618) 234-9111.

Emergency Telephone

The camp telephone is used for camp business and emergencies only. The Camp Vandeventer telephone number is (618) 939-6304. A public phone is available for outgoing calls.

Program Overview

Your Arrival in Camp

Plan on arriving in camp at 2:00 p.m. (call ahead if you need to arrive at a different time). After your group registers at the camp office and completes any last payment of camp fees, your host will guide you to medical re-checks, swim tests, and dining hall orientation. You'll then have until 4:30 p.m. to get camp comfortably set up. We'll gather at the flagpole for an opening ceremony, introductions and instructions and to kickoff a camp-wide activity. We'll have our first flag lowering just before supper.

It's Okay to Rest

Experience has shown us that the camp schedule needs to allow time for dens to pursue their own activities. As a leader, you may want to plan a few special surprises for your gang. Bring a soccer ball, take everyone fishing or scorch a marshmallow around an evening campfire (ask the Camp Director where fires are permissible), bring your guitar, harmonica, telescope, you name it.



Heading for Home

The Family Night supper or picnics will begin at approximately 6:00 p.m. with the concluding ceremony at the council ring from 7:00 to 8:15 p.m. The activities on Day 3 will include time to break camp and pack your gear so that everyone can depart for home right after the family night campfire.

Daily Schedule of Activities

<u>Time</u>	<u>Event</u>
<u>DAY 1</u>	
2:00 p.m.	Check-in at Camp Office - staff will lead you to your campsite and swim checks
4:30 p.m.	Completion of swim checks, camp set-up
5:30 p.m.	Opening Assembly (at the flag plaza) and flag lowering
6:00 p.m.	Dinner
8:30 p.m.	Campfire (Council Ring)
9:15 p.m.	Leader's meeting
10:30 p.m.	Taps
<u>DAY 2</u>	
7:00 a.m.	Wake up
7:25 a.m.	Morning assembly, flag raising
7:30 a.m.	Breakfast
9:00 a.m.	Morning Activity Periods
12:00 p.m.	Lunch
1:30 p.m.	Afternoon Activities Periods
5:50 p.m.	Flag lowering
6:00 p.m.	Dinner
6:45 p.m.	Inter-faith Chapel Service
7:00 p.m.	Evening Activities
9:15 p.m.	Leader's meeting
10:30 p.m.	Taps
<u>DAY 3</u>	
7:00 a.m.	Wake up
7:25 a.m.	Morning assembly, flag raising
7:30 a.m.	Breakfast
9:00 a.m.	Morning Activity Periods
12:00 p.m.	Lunch
1:30 p.m.	Afternoon Activities Periods
4:15 p.m.	Camp-wide activity
5:45 p.m.	Flag lowering
6:00 p.m.	FAMILY NIGHT DINNER
7:00 p.m.	Family night campfire
8:15 p.m.	Depart for Home

This represents an **approximate** schedule. The time, duration, and order of activities are adjustable to fit weather conditions, size of group, and take advantage of unique program opportunities. **A detailed daily schedule will be given to pack leaders at check-in on Day 1.**

Survivalman Camp



HIGHLIGHTS

- *Survival bi-athlon*
- *Wilderness First-Aid*
- *Island Volcanoes*
- *Advancement Opportunities: World Conservation Award, Aquanaut, Emergency Preparedness, Leave No Trace*
- *Archery and B-B Gun Instruction*
- *Aquatics Program with our Trained Aquatics Staff*
- *Activities at our new Camp Vandeventer Cub Scout Fort*
- *Our Closing Campfire Program, produced by our Scouts*
- *Great Games, Scout Crafts, and much, much more*

HERE'S A RECAP OF THE INFORMATION IN THIS LEADER'S GUIDE

Sign-up, Fees and Refunds

Camp costs and Refund Policy	p. 5
How to sign-up for camp	p. 6
Family Night meal & program	p. 6

Promotion, Planning and Leader Helps

How to get started	p. 3
Target age-groups for these camps	p. 4
Adult requirements for these camp	p. 4 & 6
Dates for all camp sessions	p. 5
Camp Leader's Preview Meeting	p. 6
Advancement opportunities in camp	p. 7
Recommended personal items and equipment list	p. 8
Planning for weather conditions	p. 9
Arrival, resting, and heading home	p. 10
Camp address and phone	p. 7

Basic Rules and Guidelines for Safety and Fun

Vehicles in and on camp (in "what to bring" article)	p. 8
Stuff to leave at home (do not bring)	p. 8
Dress Code, visitors, siblings and more	p. 9
Health forms, Health Lodge, accidents, etc.	p. 10

What to Expect When You Get There

Trading Post	p. 7
Arrival and check-in procedures	p. 10
Projected schedule (overview)	p. 11
Highlights for 2008	p. 12